

A Guide for Newcomers Attending a Concert by The Peterborough Singers at Calvary Church 1421 Lansdowne Street West

- 1. Tickets**
- 2. Getting to the concert by car or taxi**
- 3. Getting to the concert by bus**
- 4. The concert hall**
- 6. The seats**
- 7. The concert**
- 8. Intermission and breaks and washrooms**
- 9. After the concert**
- 10. Floor plan of the concert area**



Calvary Church and grounds shown from Lansdowne Street



**Community
Foundation**
of Greater Peterborough

We thank the Community Foundation of Greater Peterborough without whom this project would not have been possible.

1. Tickets

- Tickets cost
 - \$35 for adults
 - \$10 for students and children.
- Tickets are available at
 - the door of the church starting from 1:00 pm on the day of the concert
 - Pammett's Flower Shop at 208 Charlotte Street
 - Grainger's Cleaners at 885 Lansdowne Street West
 - Ashburnham Foot and Ankle Centre at 120 Hunter Street East
 - Happenstance Books and Yarns at 44 Queen Street in Lakefield
 - Stewart Morrison Insurance at 158 Lindsay Street South in Lindsay
 - on our website www.peterboroughsingers.com
 - by calling the Peterborough Singers office at 7 0 5. 7 4 5. 1 8 2 0.
- Tickets for persons with disabilities are available at a reduced price through Jason King. Please phone 7 0 5. 8 7 4. 8 6 6 1.
- Please reserve wheelchair spaces ahead of time if possible so we can arrange the seats to allow plenty of room. ♿
- Support Persons who accompany a person with a disability are eligible for a complimentary ticket. Please phone the Singers office at 7 0 5. 7 4 5. 1 8 2 0 for your ticket and to arrange seating so you are all together.
- Service dogs are welcome. For the comfort of you and your dog please let us know ahead of time so we can reserve seating where there will be room for your dog to relax.
- Please help us to make this a scent free event.



Pammett's Flowers



Grainger's Cleaners



Ashburnham Foot and Ankle Centre



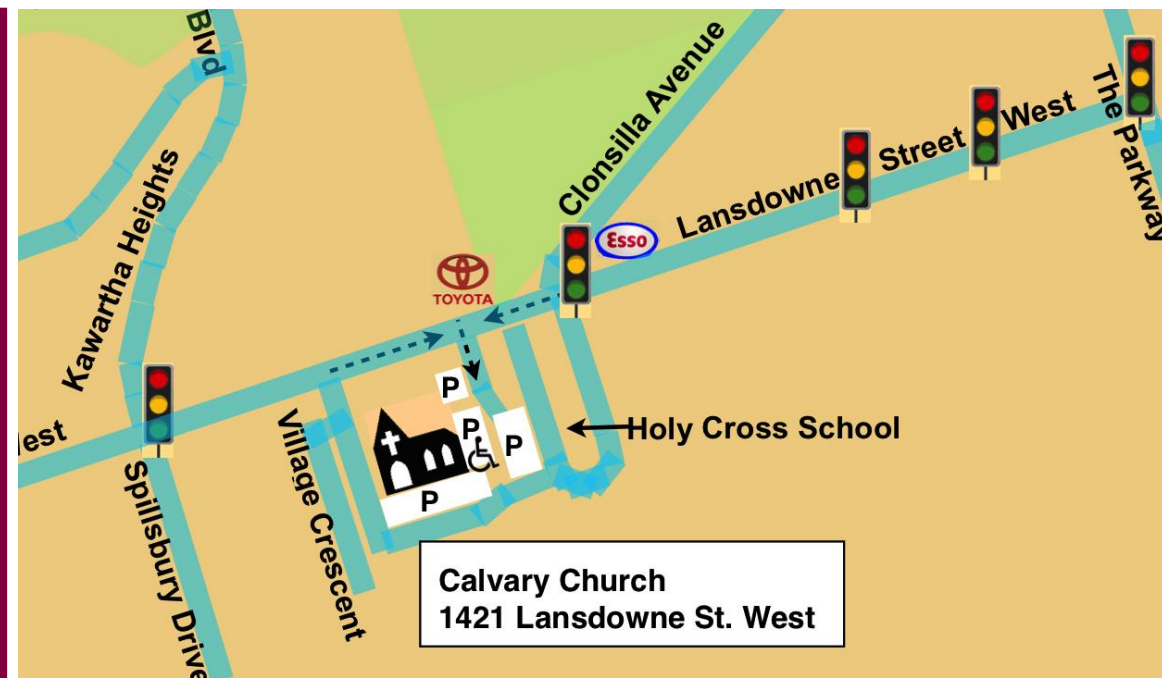
Happenstance Books and Yarns



Stewart Morrison Insurance

2. Getting to the concert by car or taxi

- Calvary Church is at 1421 Lansdowne Street West. You will see the church sign at the front of the property as well as a tall tower topped with a cross.
- If driving from the east turn left two short exits after the lights at the Clonsilla intersection.
- If driving from the west turn right at the church sign.
- The entry doors are at the southeast end of the church so keep driving straight when you see the brown directional sign and head for the Main Entrance/Sanctuary and Parking.
- The accessible parking is beside the east doors of the church. ♿
- Four parking attendants will be ready to help you find a parking spot.



There is lots of parking to the south and east sides of the church with 12 accessible parking spaces on the east side.



Church sign



Follow the arrow straight ahead



A parking attendant.



Parking

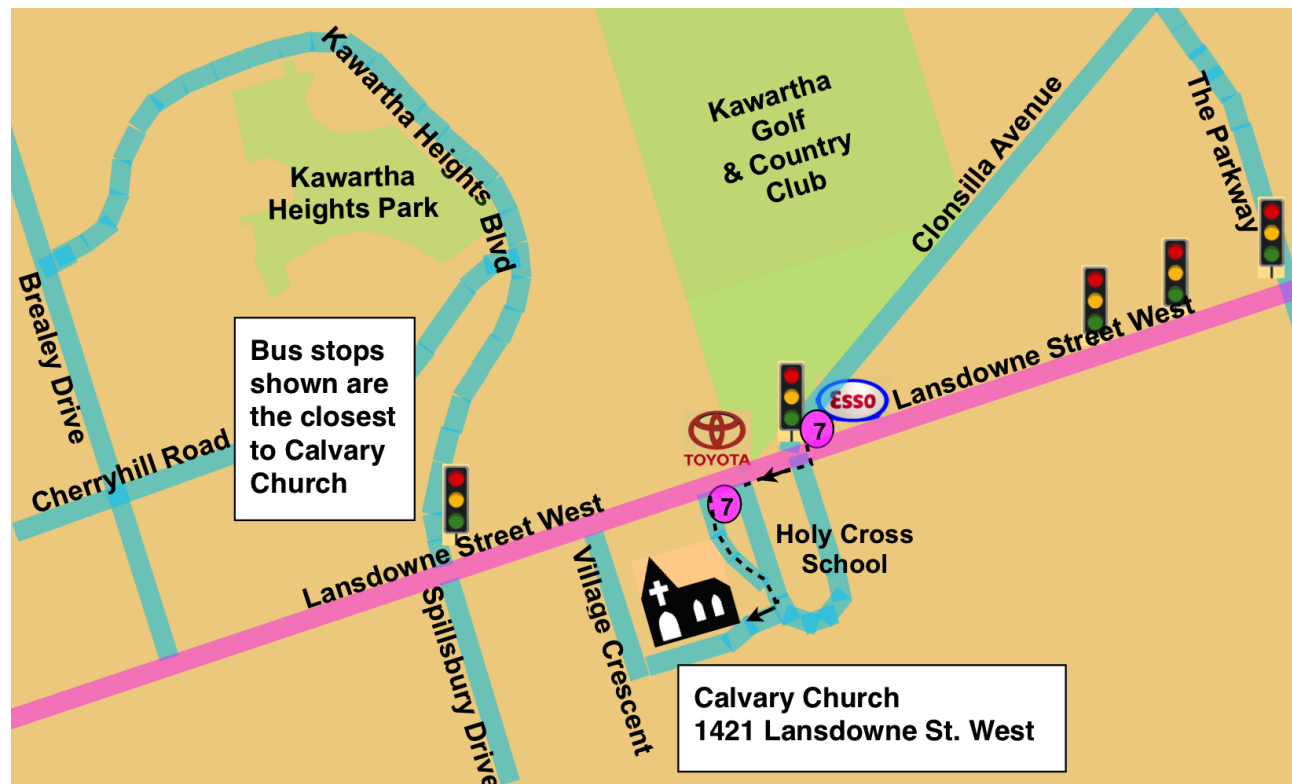
Accessible Parking

Parking

The southeast corner of the church and the 2 entry doors.

3. Getting to the concert by the number 7 bus

- If you are coming by city bus take the number 7 bus called Lansdowne West.
- From downtown the number 7 bus leaves the terminal at 1:20 pm. The trip to the exit stop takes 20 minutes. It is about 500 metres from the bus stop to the church. Get off the bus at the Clonsilla intersection just before the traffic lights. There will be an Esso service station on your right. Cross Lansdowne Street at the lights then cross the road that goes to Holy Cross School. 300 metres farther along Lansdowne you will see the Calvary Church sign at the driveway that leads to the church. Walk up the driveway and follow the directions toward the Main Entrance/Sanctuary at the back of the building.
- From the west the number 7 bus leaves Fleming at 1:20 pm. Get off the bus at the sign for Calvary Church. You will also see a tall tower topped with a cross in front of the building. Walk up the driveway and follow the directions toward the Main Entrance/Sanctuary at the back of the building.
- There are two entrances and both are at the southeast corner of the church.



If your bus is coming from the east get off at the Clonsilla intersection.
If your bus is coming from the west get off at the Calvary Church sign.



The sign for Calvary Church.



Follow the arrow to the Main Entrance/Sanctuary.

4. The concert hall

- Enter the church through either set of double glass doors. There are no steps to worry about. ♿
- You will see a table with brochures where ushers will be ready to take your ticket or to sell you a ticket if you don't already have one.
- Ushers wear lighted name tags. They have had some training in sighted guide techniques.
- There is lots of room to hang your coat in the hallway. It is always a good idea to remove anything valuable from your pockets.
- You will see choir members in black clothes and bright scarves selling raffle tickets. Raffle tickets cost \$2 each or \$5 for 3 tickets. You can buy raffle tickets if you want to. The money collected from the raffle is used to pay the fees of the guest artists at all our concerts.
- First prize for the raffle is a large gift basket of items donated by downtown businesses. The value of the gift basket is usually about \$1300. Second prize for the raffle is a Bose TV Bluetooth sound system valued at \$300. The draw for the raffle will take place after the intermission.
- You may head into the auditorium at any time to find a seat.



The two entrances have no steps.



A lighted name




Raffle first prize.

5. The seats


- There are several doors into the auditorium. The 3 main doors on your left are accessible by a ramp and allow access to the whole room if you can manage one step at a time. There are railings to help you go down each step. But there are lots of seats at the back and sides without using any steps at all.
- Or you may wish to enter through the door at the end of the east hallway. Look for the Calvary Kids sign. There is a shorter ramp to the seats on that side. You will be closer to the accessible washrooms there too. ♿
- Wheelchair spaces can be booked ahead of time. ♿
- Ushers will give you a program of music to be performed during the concert and they will be available if you need help to find your seat. The ushers wear lighted name tags.
- Some seats will have a Reserved sign on them for our patrons who buy tickets to several concerts so please avoid sitting in those seats unless they are reserved for you.
- The auditorium can hold more than 1000 seats so there will always be room for everyone.
- Everyone on stage will be amplified with microphones. Two big speakers are placed above the stage. If you are sensitive to loud sounds look for a seat at the edges of the stage or sit in the first few rows where most of the sound will be projected behind you. Some people find that the quietest seats are found at the very front. There are also small speakers in the auditorium. If you are sensitive to loud sounds take care not to sit right in front of one of them.




The performers on stage. The screens display 1 photo only during the concert but during the break the logos of our sponsors and advertisers will switch back and forth.



An usher will give you a program of songs the performers will play.



The 3 main doors are accessible by a ramp.



A railing will help you manage each step. Exit doors can also be found on both sides of the stage.

6. The concert

- The Peterborough Singers and the guest performers will sing and band members will accompany them on piano and guitar and drums. Sometimes another musician will play the trumpet or saxophone with the band.
- For some of the songs the Peterborough Singers and the band will perform together. For some of the songs the guest performers will sing with the band. Some of the songs will be quiet but when everyone plays and sings together the songs will probably be louder.
- The lights will be dimmed during the concert but the room will not be dark because spotlights will light up the stage. Two large display screens will show photos of the people who wrote the songs. The photos will be the same for the whole concert so you won't have to worry about bright flashes of light.
- The audience will clap at the end of each song.
- You can leave the auditorium at any time if you need to take a break. You can walk around in the lobby to get some exercise or you can relax in the quiet Heritage room which is in the east hallway. Stay outside the auditorium as long as you wish and come back when you're ready.
- After 10 or 12 songs there will be a break called an intermission. Everyone will have a chance to stand up and stretch or go to the washroom or go into the lobby to visit with their friends or buy a lottery ticket.



The band sits on the left of the stage.

- The intermission will last about 20 minutes. Then everyone will come back into the auditorium to hear the second half of the concert.
- Before the concert starts again there will be a draw for the raffle prizes.
- The Peterborough Singers and the guest performers will sing 10 or 12 more songs and then it will be the end of the concert.

7. Intermission and breaks and washroom

- During the intermission you will see the choir members in black clothes and bright scarves selling raffle tickets in the lobby. Tickets are \$2 each or \$5 for 3 tickets. The draw for the raffle prizes will take place at the end of the intermission after everyone sits down again.
- There will be bottled water available. Take one for free or if you wish you can make a small donation of 25 cents.
- You may rest quietly in the Heritage room during the intermission if you find there is too much activity in the lobby and hallways. The Heritage room is in the east hallway. There are many light switches just inside the door. Turn more lights on if you find the room too dark or turn more lights off if you find the room too bright.
- Calvary Church has washroom facilities in both hallways for men and women.
- The accessible washrooms are in the east hallway. ♿
- There is also a fully accessible washroom through the door at the end of the east hallway but you and your PSW should find an usher to accompany you because it is a long way away and in a more private part of the church. ♿



The lobby area and the hallways will be busy during intermission with people visiting each other and with choir members selling raffle tickets.



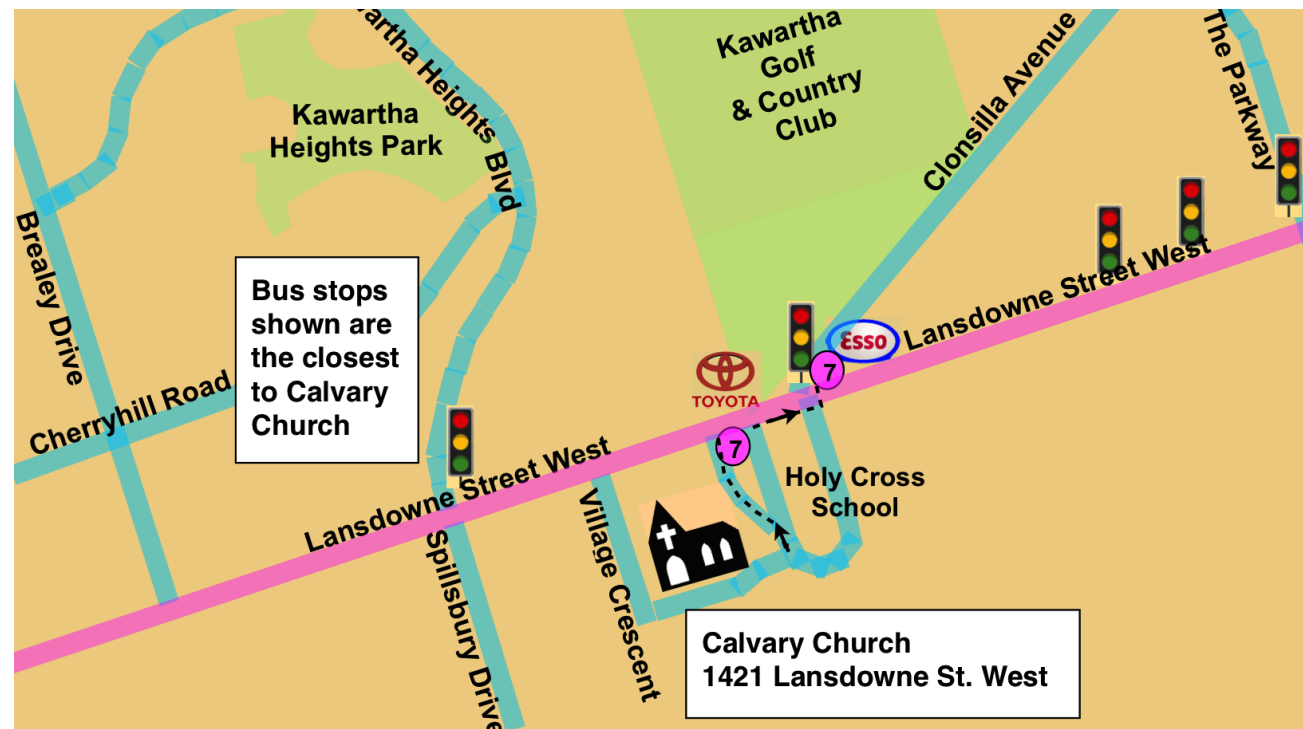
An accessible washroom.



The Heritage room or quiet room.

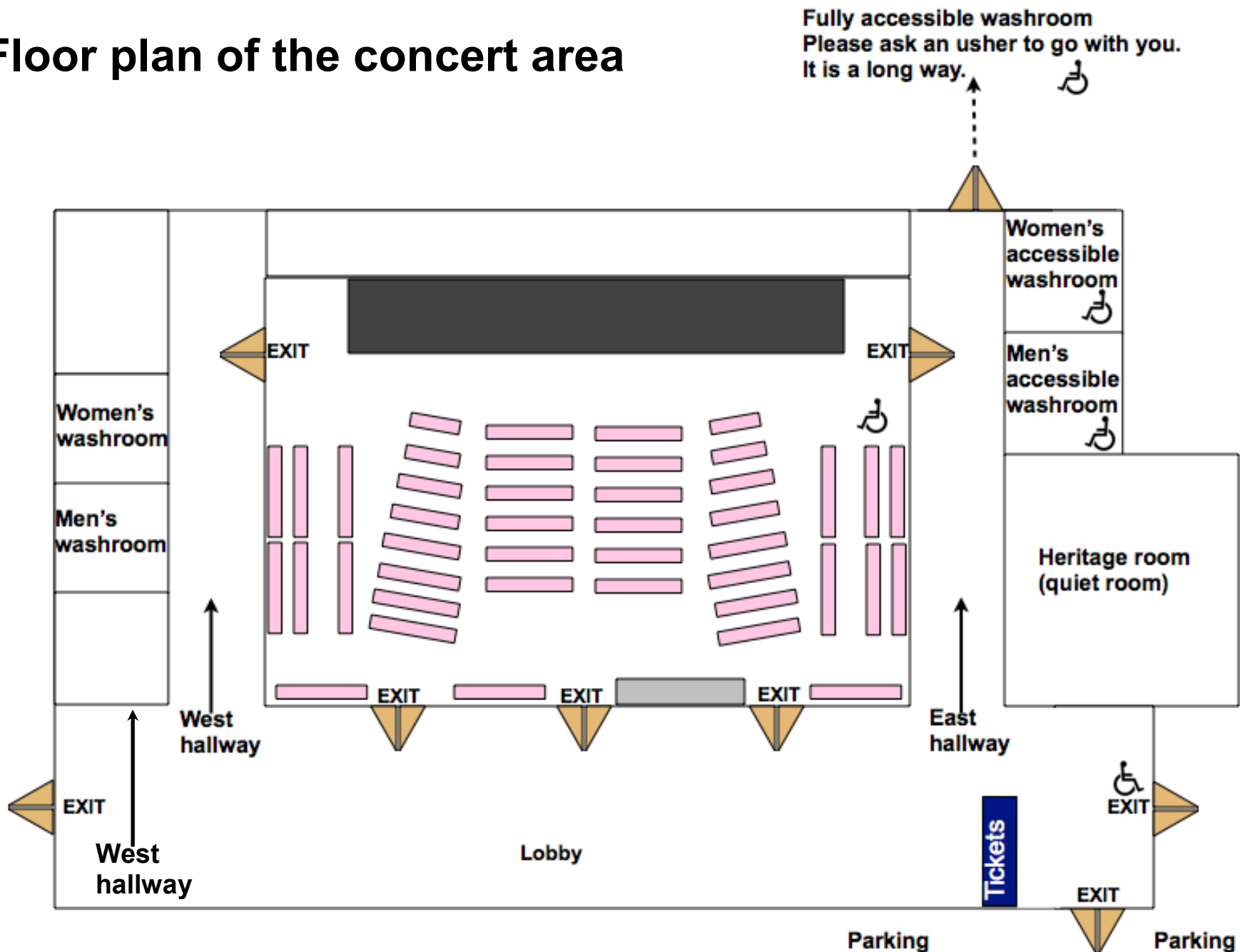
8. After the concert

- When the lights come back on everyone will stand up to get ready to leave the auditorium. You may want to rest in your seat until some of the people have left and there is more room to move around.
- Remember to take all your belongings with you from the auditorium and to pick up your coat from the coat rack.
- If you are going to catch the bus heading west walk back down the church driveway and turn right when you get to Lansdowne Street. Walk until you get to the intersection with Clonsilla and then cross at the lights. The bus arrives at about 5:00 and 5:40 according to the schedule.
- If you are going to catch the bus heading east walk back down the church driveway and you'll see a bus stop just to the right of the driveway at Lansdowne Street. The bus arrives at about 4:50 and 5:30 according to the schedule.



The number 7 bus heading east stops at the end of the church driveway.
The number 7 bus heading west stops at the Clonsilla intersection.

9. Floor plan of the concert area



This is the layout of the auditorium area of Calvary Church. It will help you find the doors and washrooms. We have drawn in only a few of the seats.